

www.ccbanta.com

Models: C38D and C315D
1 and 2 Octave Tenor Marimbas
C Major Diatonic Scale
(C - D - E - F - G - A - B - C)



Rear: Model C315D 2-Octave Tenor marimba
Front: Model C38D 1-Octave Tenor Marimba

Users Guide

June 2018

CCBANTA Models: C38D and C315D

TENOR MARIMBAS / C-MAJOR DIATONIC SCALE

DESCRIPTION

These tenor marimbas are pitch-accurate, melodic bar percussion instrument suitable for use in the classroom, pre-schools, music rooms, or the home. They are institutional quality and not considered a toy.

The eight notes represent the C-Major *diatonic* scale (C, D, E, F, G, A, B, C) with the lowest pitch starting on Tenor C (C3) on both instruments).



- One octave version top note is Middle C (C4).
- Two-octave version top note is an octave above Middle C which is notated Treble C (C5).

TUNING

These marimbas are accurately tuned using the pitch standard of A = 440 Hz and should remain in perfect tune for many years.

MATERIALS

Each instrument is hand-crafted. Bars are fabricated from highly durable, straight-grain African Padauk. The resonator box supports the bars and is constructed from poplar.

Finish is a non-toxic water-based clear-coat that is wear-resistant to normal playing and handling. These instruments have nylon glides on the bottom. Specially-sized yarn-wound mallets are provided.

HOW TO PLAY THE MARIMBA

Gently strike the middle of the bar(s) with the yarn-end of the mallet to obtain a pleasant tone. Play as single notes or two notes simultaneously.

Younger children should be supervised and guided to respect the marimba should they become overly enthusiastic.

Never pound the bars with extreme force, as this may break a bar or cause the stand-offs (which hold the bars in place) to bend.





MARIMBA DIS-ASSEMBLY

The bar section of each marimba may be separated from its resonator box. This is useful for removing objects that accidentally fall through the gaps between the bars.

There are screws at each end that hold the bar section in place. (Arrows) Simply unscrew them (using a Phillips screwdriver) and lift the top off the bottom. Carefully tip the resonator section upside-down to allow for any objects to fall out of the resonator box.

To restore the marimba, place the bar section back onto the resonator, center it, re-insert the screws, then tighten them.



INSTRUMENT HEIGHT OPTIONS

The height of these two marimbas are 13-1/2." Smaller players can kneel to play them. However, it may be more comfortable to stand. A riser stand is available for the 1-Octave marimba (C38D) that brings the playing surface height to 24".



In the case of the 2-Octave marimba (C315D), a riser stand is available that raises the instrument playing surface up to 34" high which is more suitable for adult performers.



CHILD HEIGHT OPTIONS

Smaller players may be too short to easily reach the bars of a 34-inch high instrument. A small standing platform is available that will raise the child's height by 10-inches, so they can reach the playing surface.



INSTRUMENT CARE

With a little care and respect, these instruments should last for years.



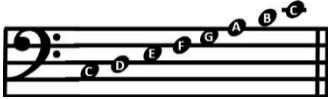
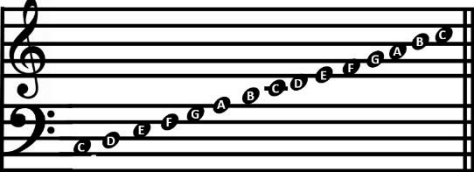
DO...

- Play with respect.
- Strike the bar in the center with the yarn-end of the mallet.
- Keep the marimba safe and protected when not in use.
- Periodically clean with a soft, dry cloth, such as t-shirt material. A very light amount of a mist-type furniture polish may be used on occasion. (Furniture oil is not recommended.).

DO NOT...

- Strike the bars with objects other than the yarn end of the mallet.
- Pound the bars with excessive force.
- Lay objects directly on the bars, as they might scratch the bar's surface.
- Drop anything into the resonator box.
- Sit or stand on the marimba.
- Remove the cord or spring, which holds the bars in place.
- Expose the marimba to direct sunlight, humidity, or rain.
- Allow small children to place the mallets into their mouths.

SPECIFICATIONS

	C38D	C315D
Model:		
Number of Octaves:	1	2
Number of Notes:	8	15
Scale / Pitches:	Diatonic / C, D, E, F, G, A, B, C	
Pitch Standard:	A-440Hz	
Music Range (Frequency):	Tenor C (C3) to Middle C (C4) (130.8Hz to 261.6Hz) 	Tenor C (C3) to Treble C (C5) (130.8Hz to 523.3Hz) 
Size:	13-1/2" High 29" Wide 16" Deep	13-1/2" High 47" Wide 16" Deep
Weight:	17 lbs.	21 lbs.
Materials:	Bars: African Padauk / Resonator Box: Poplar	
Finish:	Semi-Gloss Clear Coat (Water-Based)	
Includes:	Two yarn-wound mallets and Users Guide	

ACCESSORIES

ITEM	DESCRIPTION		COST
MALLETS	Mike Balter Model: 15 Mike Balter Model: 13	Soft for Models C38D & C315D Medium for Model C315D	\$50.00 per pair
CHILD'S STANDING PLATFORM	22" Long 10" High 9" Wide		\$60.00
HEIGHT STAND 1-Octave Marimba	Brings instrument playing surface height to 24"		\$100.00
HEIGHT STAND 2-Octave Marimba	Brings instrument playing surface height to 34"		\$125.00
COMPANION INSTRUMENT	Model C28D 1-Octave Bass Marimba 8-Notes / C-Major scale Range: Bass C (C2) to Tenor C (C3) Bars- African Padauk Resonator – Birch Plywood 43" Long 23" Deep 34" High 44 lbs. Mallets and User Guide		\$750.00

REPLACEMENT PARTS

ITEM	DESCRIPTION	COST
TENSION SPRINGS	QTY: 2	\$10.00
CORD	QTY: 12-feet (3/16" fine weave nylon)	\$8.00
FELT WASHERS	QTY: 40 (thin, green)	\$10.00
BARS (TENOR MARIMBAS)	PLEASE CALL TO DISCUSS BAR ISSUES	Typically, bars are \$35.00 ea.

Contact Chris Banta at:
818 599-8410 | chris@ccbanta.com | www.ccbanta.com